


NAME _____

CLASS *First*



Vaish Model Sr. Sec. School Bhiwani

Holidays Homework

Class - First

Session - 2024-25



Name _____

Roll No. _____





Homework



English

→ Read and learn lessons 1 to 4
(With ex.) Learn and write Number,
Gender and Opposite words, Topic
'My Sister' (one time) Write 10 pages of
writing in notebook.

Hindi

→ पाठ 1 से 4 अभ्यास सीहत याद
कीजिए। लिंग, वचन व विलोम
शब्द लिखिए व याद कीजिए (एक बार)
अनुच्छेद 'मेरी बहन' याद कीजिए व लिखिए (एक बार)

Maths

→ Revise chapter - 1 to 3
Learn tables 2 to 7
Learn number names 11 to 30



Evst

→ Read and learn lessons 3 and 4

G.K.

→ Learn Unit - 2

Drawing


→ Draw and colour 'Boat' and 'Tree'
in your notebook. Fill colour

page no. 3, 5, 7, 9 and 11 in your drawing book.

Note



All the written work should be done in separate three-in-one notebook.




Project Work

English → Some masculine words are given below. Write them in your scrap book with their feminine and also paste their picture against them. Man, Boy, Peacock, Bull, Lion.

Hindi → अपने मनपसंद पाँच जंगली जानवरों के चित्र अपनी स्कैप पुस्तिका में चिपकाएँ व उनके नाम भी लिखिए।

Maths → Cut any four shapes from sparkle sheet paste them in your scrap book and write their name also.

Ev. St. → Paste the pictures of your favourite food items (any five) that you like to eat in summer season. Write their name also.



Assignment
Subject - English

Tick (✓) the correct words:



bottle
bottles



fox
foxes



glass
glasses



doll
dolls



hut
huts



tomato
tomatoes



pencil
pencils



books
book



Match the homophones or words that sound the same.

1.



sea

2.



sun

3.



tail

4.



deer

5.



one

a.



won

b.



dear

c.



son

d.




see

e.



tale



नीचे दिए गए चित्र को देखकर सार्थक शब्द लिखिए।



चित्र को देखकर सही शब्द पर गोला लगाइए।



	पढ़ पड़		कमल कलम
	कटहल कठहल		सरक सड़क

निम्नलिखित को पूरा कीजिए।



क का कि की कु कू कृ के कै को कौ कं कः

ग — गि — गु — गृ — गै — गौ — गः




— ना — नी — नू — ने — नो — नं —

प — पि — पु — पृ — पै — पौ — पः

— मा — मी — मू — मे — मो — मं —


स — सि — सु — सू — सै — सौ — सः



निम्नलिखित चित्रों को देखकर उनकी संख्या लिखिए।

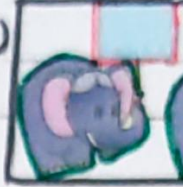



Maths Assignment

Write the number that comes before

(i)  







(ii)  







(iii)  

2. Write the number that comes between.

(i)    (ii)    (iii)   

3. Put the sign $>$, $<$ or $=$

(i)    (ii)   

(iii)    (iv)   

4. Circle the smaller number:-


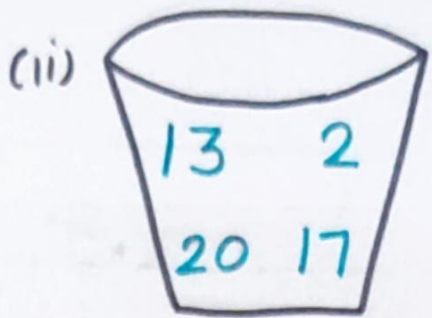

(i) 15 35 (ii) 8 3 (iii) 34 29

5. Circle the bigger number:-

(i) 19 14 (ii) 26 28 (iii) 55 74



Arrange in ascending order:






--	--	--	--

--	--	--	--

--	--	--	--

Arrange in descending order:



--	--	--	--

--	--	--	--

--	--	--	--

Write the missing numbers:-


(i)


5			8			11	
---	--	--	---	--	--	----	--

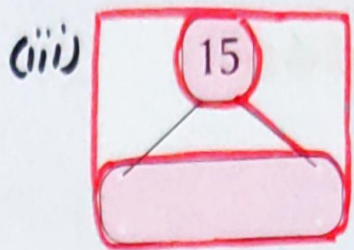
(ii)


12			15			18	
----	--	--	----	--	--	----	--


Write the number names:-

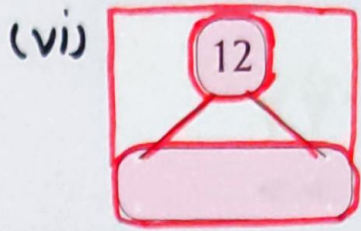
(i) 

(ii) 









(iii) 

(iv) 

(v) 

(vi) 

10. Match the following:-

(i) 	
(ii) 	
(iii) 	
(iv) 	



Ev. St. Assignment

Unjumble the words to find names of body parts.

SGE L _____ SEEY _____ REA _____
 SRAM _____ STDE _____ HUOMT _____

Write 'H' for healthy food and 'J' for junk food.



Match the following :

- We wear cotton clothes in - Uniform
- We wear woollen clothes in - Rainy Season
- We use gumboots and raincoats - Winter
- A special dress for a group - Summer

Fill missing letters .

D _ C _ _ R F I _ E M _ _ A _ V O _ _ T E
 S _ E _ T _ R S _ I R _ J _ C _ E T

G.K. Assignment

Circle the odd one out.

1.

a.



b.



c.



d.



2.

a.



b.



c.



d.



3.

a.



b.



c.



d.



4.

a.



b.



c.



d.



5.

a.



b.



c.



d.



6.

a.



b.



c.



d.



7.

a.



b.



c.



d.



8.

a.



b.



c.



d.



g.K Activity

Write the name of fruits as per images and complete the crossword puzzle.



o

c

a

o

e

a

g

w

r

n



Computer Class 1st

Read and Learn the following Exercises:

1. Which feature belongs to whom ? Write the letter 'C' for Computer and the letter 'M' for Man.

1. Can make mistakes M

2. Never gets tired C

3. Can think M

4. Needs electricity to work C

2. Write 'T' for True and 'F' for False statements:

a. Computer is also a machine. **T**

b. Mouse looks like a television screen. **F**

c. The computer works very slowly. **F**

d. Sun is man-made thing. **F**

e. A computer never gets tired. **T**

f. CPU is the brain of computer. **T**

g. Machines waste our time. **F**

h. A keyboard is used for write on paper. **F**

i. We get output from CPU. **F**

j. Computer runs on electricity. **T**

Activity: Do The Given Activity by using help box:

Speakers

CPU

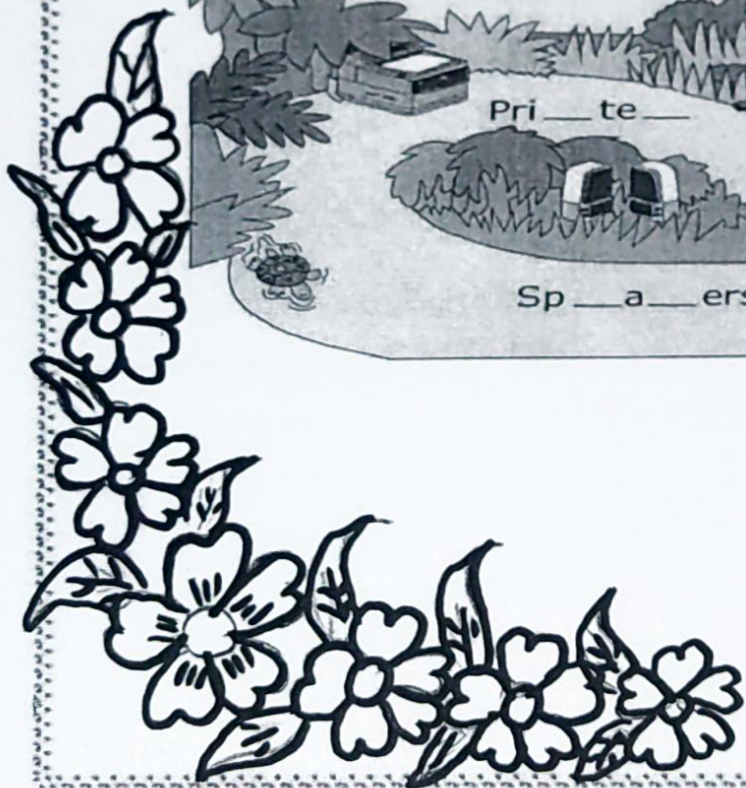
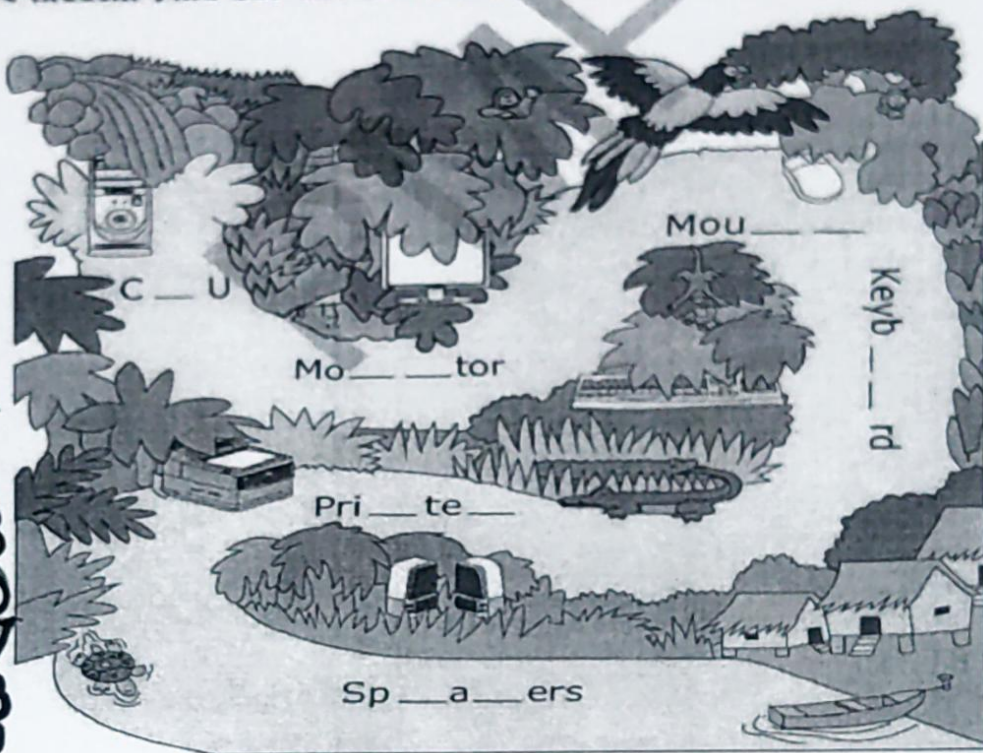
Mouse

Monitor

Keyboard

Printer

On the way from the waterfall to the village, some computer part are hidden. Find out and circle them. Also, complete their names.



170

क्रियात्मक गतिविधियाँ

कक्षा - पहली

नोट : अभिभावकों से अनुरोध है कि वे निम्नलिखित गतिविधियाँ करवाने में विद्यार्थियों की सहायता करें।

- ★ सप्ताह के किन्हीं तीन दिनों का सूर्योदय और सूर्यास्त का समय नोट कीजिए।
- ★ किन्हीं दस दिनों का तापमान माता-पिता से पूछकर अपनी कॉपी में नोट कीजिए।
- ★ तीन से पाँच पंक्तियों में मेरा परिचय बोलकर वीडियो बनाकर अपनी कक्षाध्यापिका को भेजें।
- ★ पालतू जानवरों को खाना खिलाने व पानी पिलाने की क्रियाओं में भाग लीजिए।