



Vaish Model Sr. Sec. School
Session ~ 2024-25

Summer

Vacation

Home

Work



Name: _____

Class: U.K.G. _____

Roll No: _____

English

Homework should be done in good hand-writing. It should be in separate Three-in-one notebook.

Write small alphabets from a to z (5 times)

Book-Read pages from 21 to 25.

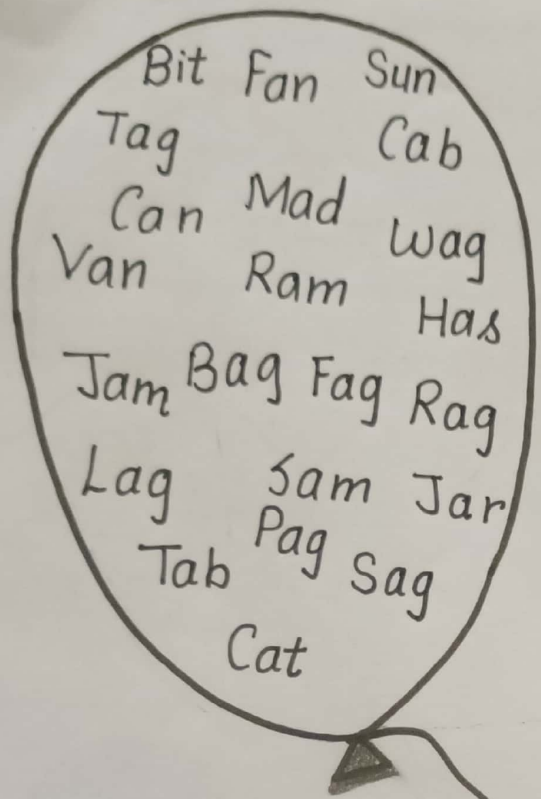
Do dictation of sound 'a' (30 words)

Write and learn 'Parts of body' (5 times)

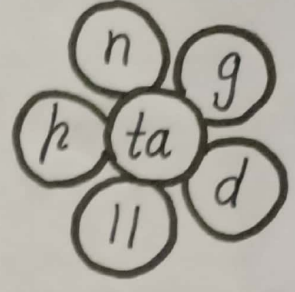
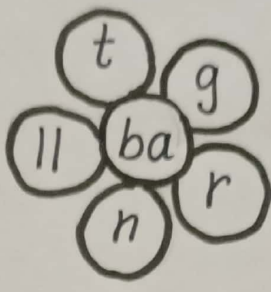
Paste your family photograph in this family tree.



Circle the family of
ag



Make new words with
the help of these alphabets



bar

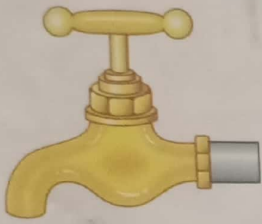
Drawing

Draw and colour balloon and fish. Colour pages
from 4 to 10 in your drawing book.

पुस्तक पठन व श्रुतलेख दो, तीन व चार अक्षर तक।
(प्रत्येक के 15-15 शब्द लिखिए)
सब्जियों के नाम याद कीजिए व लिखिए। (5 बार)

क्रियात्मक गतिविधियाँ

चित्र देखकर शब्दों को पूरा कीजिए।



न.....



ज.....



क.....



ब.....



श..... ग.....



घ.....



म..... ल



म.....




स..... क.....

नीचे दिए गए अक्षरों को सही क्रम में रखकर
 नए शब्द बनाइए।

1	2	3	4	5	6	7	8	9	10	11	12	13
अ	न	ल	क	ज	त	अ	ग	ब	घ	स	म	क

10 1		7 9		5 8
च अ		<u> </u> <u> </u>		<u> </u> <u> </u>
4 3		1 6		5 3
<u> </u> <u> </u>		<u> </u> <u> </u>		<u> </u> <u> </u>
8 5		2 3		9 11
<u> </u> <u> </u>		<u> </u> <u> </u>		<u> </u> <u> </u>
4 12		13 9		2 8
<u> </u> <u> </u>		<u> </u> <u> </u>		<u> </u> <u> </u>



Maths

Write Counting from 101 to 150 (5 times)

Write 'Random' numbers from 1 to 150 (5 pages)

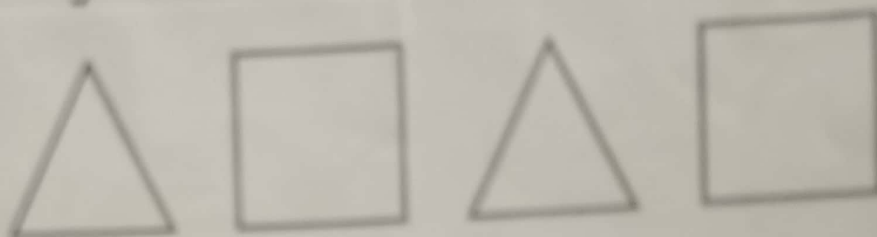
What comes after and before (write 25 each)

Reverse counting 20 to 1 (write 5 times)


Complete book pages-11 to 20

Colour the given shapes.


1. Triangle




2. Rectangle




3. Circle



4. Cone



5. Oval



Count and write the number of beads in each row.

6

Worksheet with 7 rows of bead counting exercises. Each row contains a necklace of beads, a group of loose beads, and a ten-frame for recording the count.

Row	Necklace Beads	Loose Beads	Ten-Frame		
1	10	2	<table border="1"><tr><td> </td><td> </td></tr></table>		
2	10	5	<table border="1"><tr><td> </td><td> </td></tr></table>		
3	10	0	<table border="1"><tr><td> </td><td> </td></tr></table>		
4	10	3	<table border="1"><tr><td> </td><td> </td></tr></table>		
5	10	4	<table border="1"><tr><td> </td><td> </td></tr></table>		
6	10	10	<table border="1"><tr><td> </td><td> </td></tr></table>		
7	10	0	<table border="1"><tr><td> </td><td> </td></tr></table>		

G.K

Learn lesson 1 to 5 from the book
'Picture Gallery'.

Following project work has to be done by
the students.

Roll No. (1 to 10) paste the
pictures of cartoon characters on a chart.

Roll No. (11 to 20) paste the
pictures of healthy food on a chart.

Roll No. (21 to 30) paste the
pictures of action words on a chart.

Rhymes

Learn these rhymes :-

1. God bless mummy
2. Me
3. Mummy darling papa darling

प्रार्थना
तारे जमीन पर
हमारा झंडा

Art Activity

Dip the ear-buds in different colour and give the impression as shown in demo.

