




VAISH MODEL SR. SEC. SCHOOL - BWN.
 L.K.G.
 2024-25



MY
 HOLIDAY'S
 FUNWORK



Name:-

Class/sec:-

Roll No:-



Dear Parents,

Children learn through experiences and play. There are many ways in which you can support them in gaining knowledge and understanding as well as strengthening the parent-child bond. Some important points you can keep in mind as parents!

- * Make sure kids do their homework on their own.
- * Become a motivator and a monitor.
- * Try to converse in English with them.
- * Appreciate their work and praise them.

To enhance the learning, we have planned activities along with some written practice to keep your skills sharp.

G.K / Conversation

Learn answer of the following question

1. Name of any five parts of body.
2. Name of any five fruits.
3. Name of any five vegetables.

1. What is your name?
2. In which class do you read?
3. Who is your class-teacher?

Rhymes

English :-

1. Twinkle, Twinkle
2. Early To Bed

हिन्दी :-

1. मछली
2. गोल - मटोल



English

1. Learn alphabets A to L. (oral)

2. Written practice of these letters.

L

T

I

H

A

N

C

P

4



हिन्दी

1. अ से अः तक याद कीजिये ।

2. अ से ऊ तक दस बार लिखिये ।


1.

2.

3.

4.

5.



6.



7.



8



9.






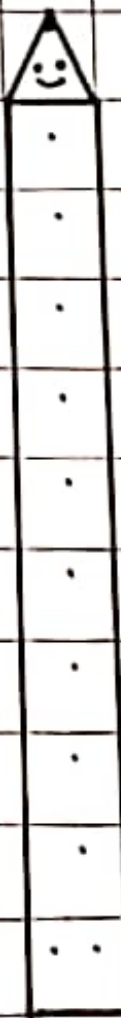
0.

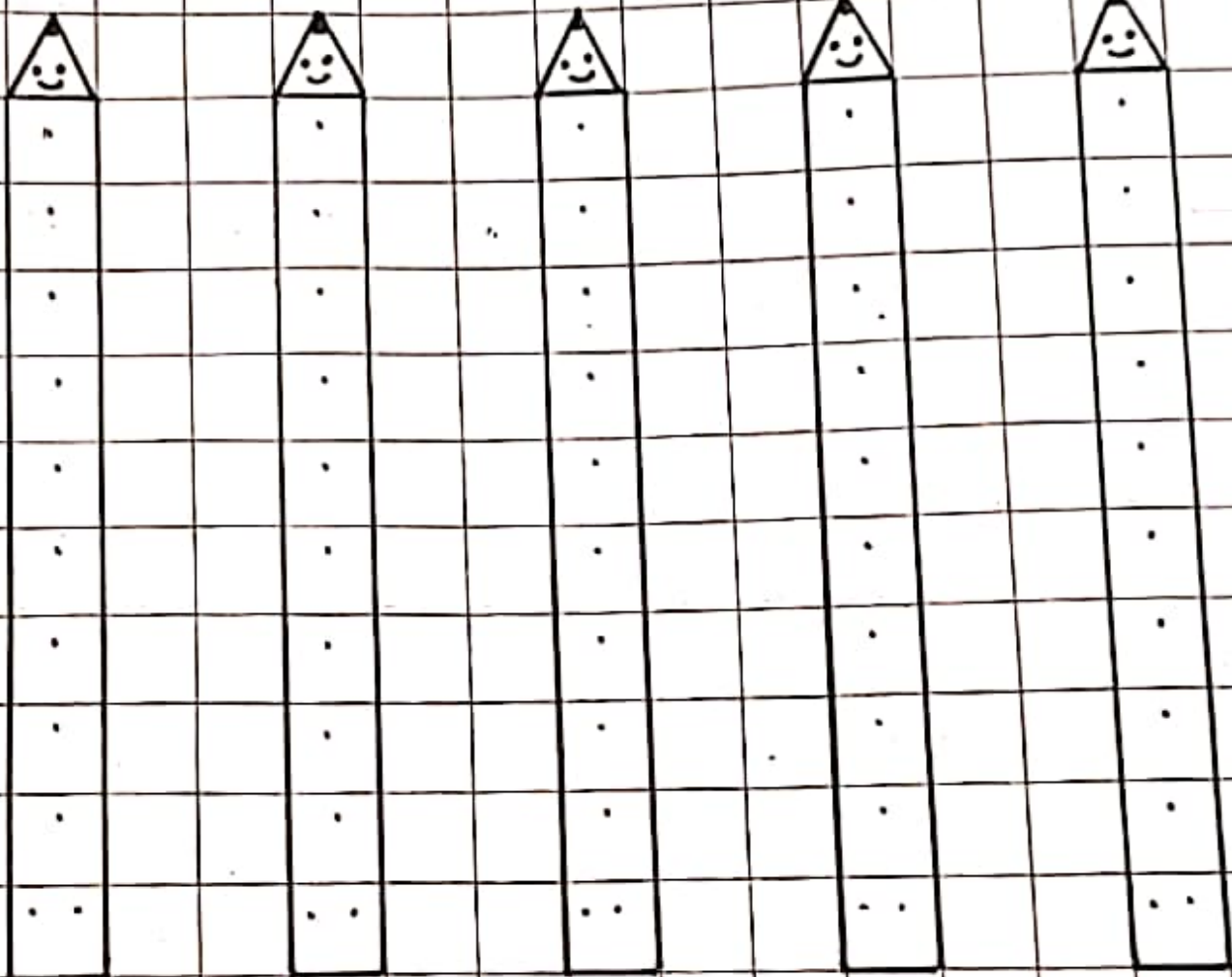


Maths



1. Learn oral counting 1 to 20.
2. Write down counting from 1 to 10. (Ten times)





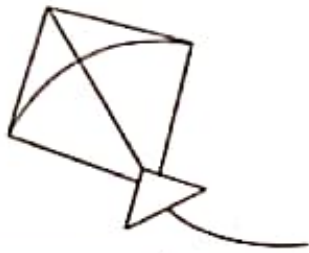
Activity Zone

English



Colour the picture that begins with the letter in each row.


A




C




D



E



G



I

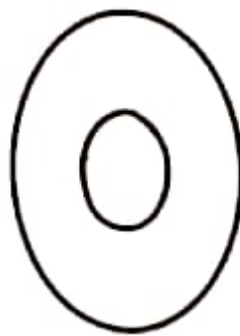





Maths



Revision of Numbers

Colour the numbers using different shades of crayons.



G.K



Sense Organs and Senses

Match the sense organs with the senses that they sense.



(11)



Brain-Vista



Face Expressions

Draw faces showing different expressions.



HINT



Very
Happy



Bored



Very
Angry



Scared



Sad



Colouring



National Flag



Craft

Making Thumb Impressions

Make as many fish in this bowl as you can with your thumb impression. Dip your thumb in water colour of your choice and mark impression in the bowl to make fish. Draw lines as shown in the picture to add its body parts.

