

VAISH MODEL SR. SEC. SCHOOL
BHIWANI




2024-25



Summer Vacation
Practice Work

Name:-

Class/sec:- Nur. R.No!:-



Paste your photograph in the frame given below.




How old are you?

Colour the correct number of candles according to your age.




Fill colour in Balloon :-



PARALLEL LINES

JOIN THE DOTS





Practice Sheet



Handwriting practice row 1: Three vertical dashed lines with downward arrows on the left, and three horizontal dashed lines with rightward arrows on the right.

Handwriting practice row 2: Three vertical dashed lines on the left, and three horizontal dashed lines on the right.

Handwriting practice row 3: Three vertical dashed lines on the left, and three horizontal dashed lines on the right.

Blank handwriting practice row 4.

Blank handwriting practice row 5.

Blank handwriting practice row 6.

Date

Item Writing for Little Ones



Excellent



Good

Fair

Remarks



Join the dots and colour the clouds.



Date

Pattern Writing for Little Ones



Excellent



Good

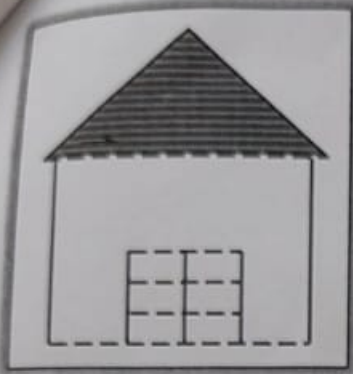


Fair

Remarks

DOTTED SLEEPING LINES

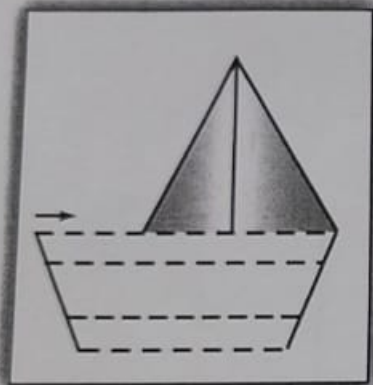
Go over the dotted sleeping lines.



→			
---	--	--	--

→			
---	--	--	--

→			
---	--	--	--



→			
---	--	--	--

→			
---	--	--	--

→			
---	--	--	--

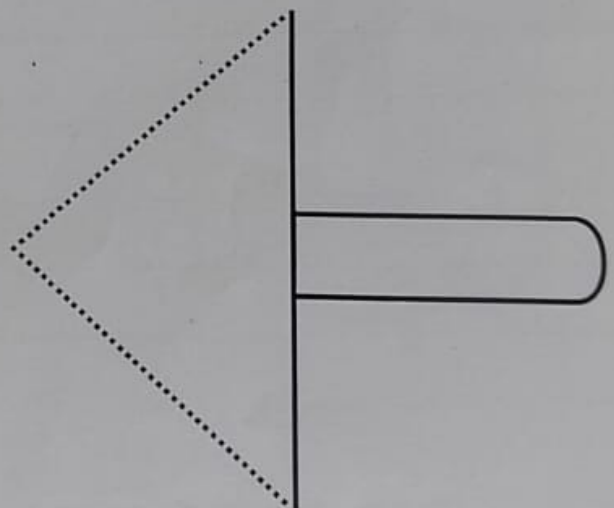
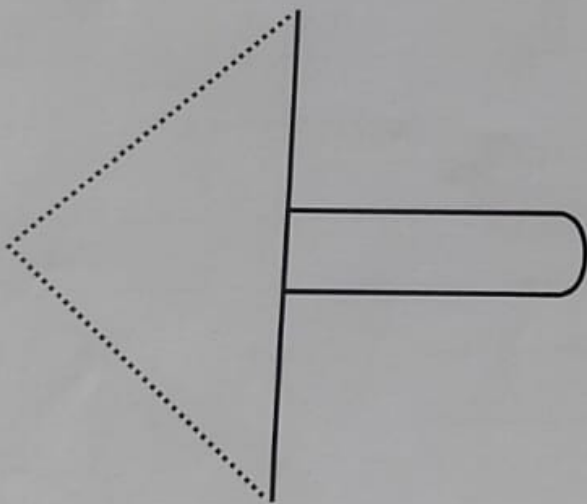
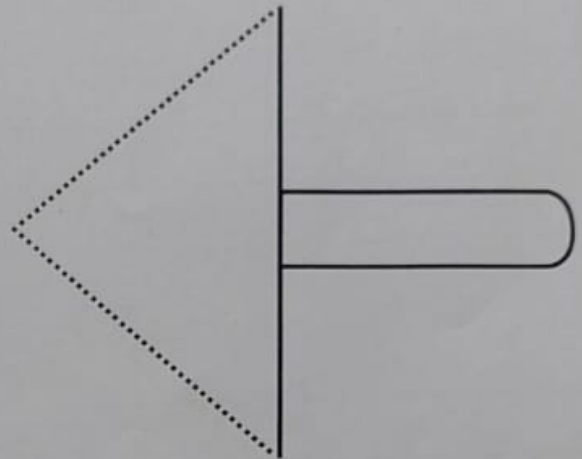
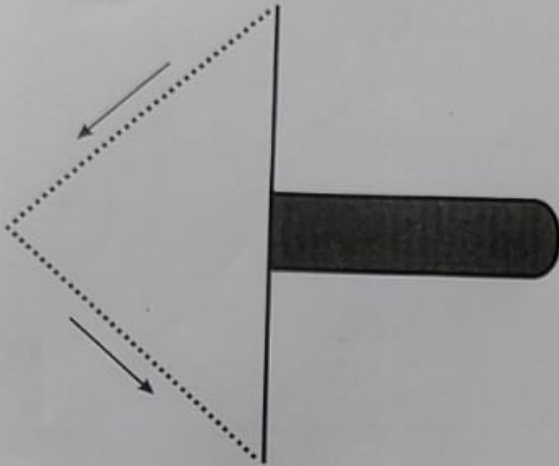
TO THE TEACHER: Ask the children to go over dotted sleeping lines and complete the boat and hut. Check the pencil grip.

Date :

Teacher's Sign :



Go over the dotted pattern and colour.



7

6

Date

Pattern Writing for Little Ones



Excellent










Good





Fair

Remarks



Join the dots

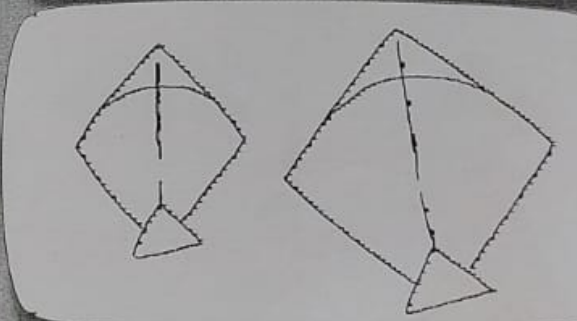
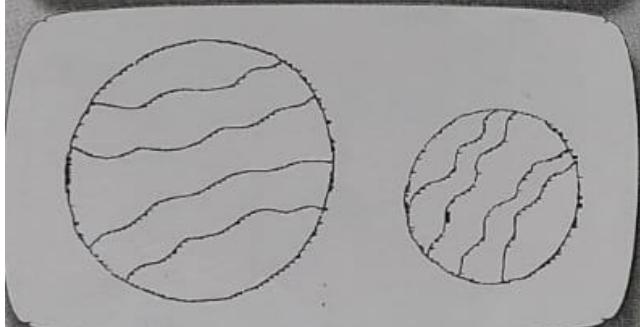








nature






BIG AND SMALL

Colour the 'big' red and the 'small' yellow in each section.




Teacher's Note : Observe the students when they start colouring the objects and guide them.
All colouring exercises may take more than one day.

Match the shape with the object of that shape.



Think and Say

 Say the names of two more things with each shape.

Good Effort




Very Good


Well Done

Teacher's Signature

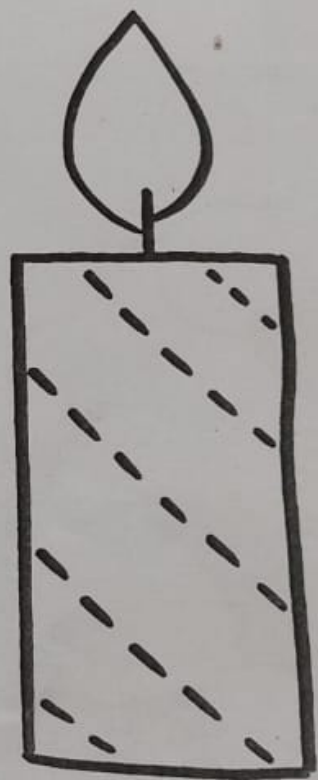
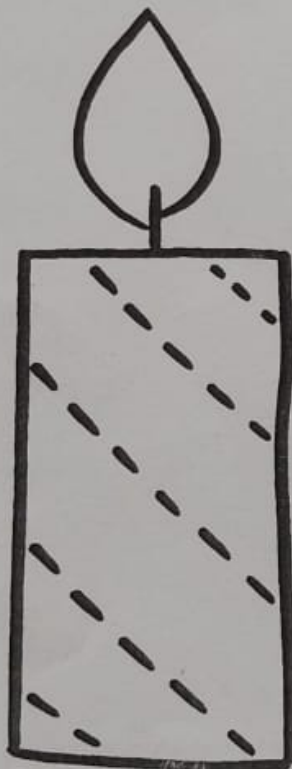
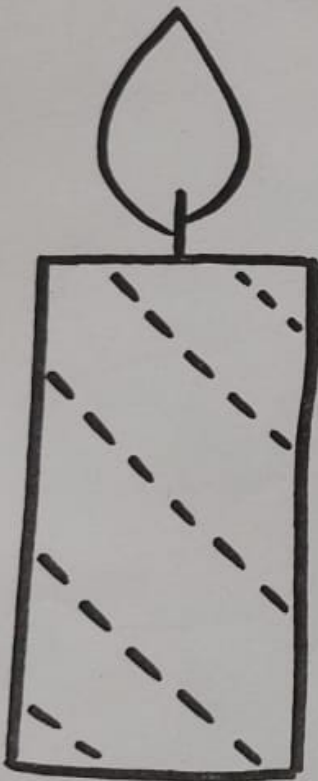
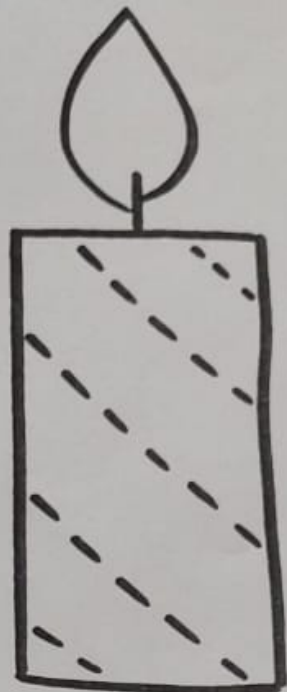
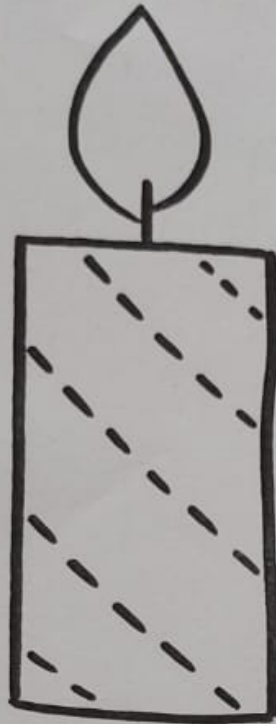
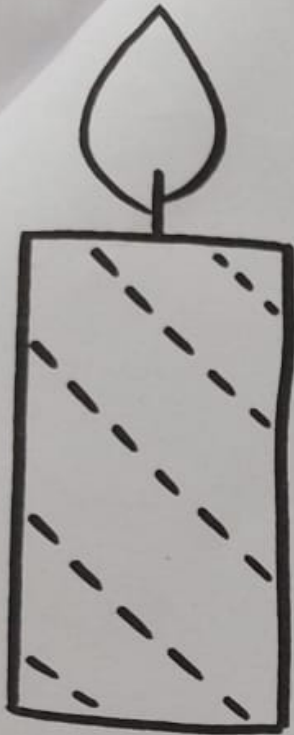
Pre-writing Exercise

Join the dots and complete the figures.





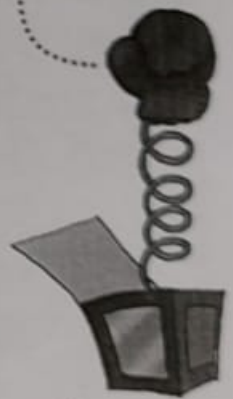

Join the dots



Signature



Join the dots to complete the pattern.



Remarks

Date



Excellent



Good



Fair

Pattern Writing for Little Ones

13

G.K. / Conversation

Learn answer of the following questions.

1. Name of any five parts of body.
2. Name of any five fruits.

1. What is your name?

2. Where do you live?

3. How are you?



English:-	Rhymes:-	हिन्दी
1. <u>Johnny</u> - <u>Johnny</u> Johnny, Johnny, yes Papa Eating sugar? No Papa Telling lies? No Papa Open your mouth! Ha! Ha! Ha		1. हँसो और हँसाओ प्यास लगे तो पानी पी लो, भूख लगे तो खाना खाओ। रोना धोना, बुरी बात है, खूब हँसो और हमें हँसाओ।
2. <u>Juicy</u> <u>Mango</u> Mango, Mango, Mango Juicy - Juicy Mango Yellow - Yellow Mango I like Mango		2. कुट - कुट - कुट चिड़िया बोली कुट - कुट - कुट दे दो मुझको दो बिस्कुट। भूख लगी है खाऊँगी, खाकर फिर सो जाऊँगी।